

WP5 – Social Dialogues

2nd Stage of the Research Cycle



In the second stage, children and young people **ENGAGE** with each other in dialogues to define the exact questions that they would like to focus on.



WP5 – Facilitate a set of dialogues to explore the themes in WP4 to generate an open set of appropriate questions investigated in WP6

- Dialogues – to explore concerns and interests in relation to the digital society
- Questions – in generative research - a starting point or stimuli for dialogue
- Directed by children – diverse backgrounds, languages, education, varying capabilities and experiences
- Dedicated language spaces – engaging in own language
- Facilitated by partners
- Including a range of stakeholders



WP5 Tasks

- 5.1 – Preparation for dialogues - different sets of dialogue activities based on themes identified by research partners from W4
- 5.2 – Synchronous dialogue sessions – min. 15 participants
All partners to organise and moderate in language of own country at least
 - 3 face to face discussions
 - 3 online synchronous discussions (eg hangout/tweetchat)
- 5.3 – Asynchronous dialogue sessions
All partners to organise and moderate in language of own country at least 3 separate dialogue processes
All partners will share insights and results from their national dialogues with an International set of dialogues in English

WP5 Tasks

- 5.4 Analysis – co-ordinated by Lead Research Partner
All partners will analyse and produce reports to exchange with other partners using a range of analytic techniques to generate rich research questions
- 5.5 Key Research Questions

The **core group** in each country (partners and selection of dialogue participants) will examine and prioritise from the list in 5.4 a list of key research questions with reference to key themes in W4.

The most relevant questions will be shared with other core groups and after discussion a prioritised list will be agreed among partners.

These key questions will be used in research activities in W5

Themes raised in Stakeholder Questionnaire

- **Online-Gaming**
- **Gender discrimination**
- **Internet safety (data security, privacy and anonymity)**
- **Interrelation of the online world and the real- life**
- **Cyber-bullying**
- **Sexualisation in the media**
- **Distinction between facts, “fake” facts and opinions**
- **Self-image, awareness and confidence**
- **Educational achievement of marginalized groups**
- **Roles of friends, peer-group and/or parents**



Issues raised in Delphi Questionnaire

- Necessary changes in education (e.g. future-oriented; values; innovation...)
- Gender stereotypes / discrimination
- Self-image, self-confidence
- Employment prospects
- Media literacy: Reliability of information on the Internet and social media
- Internet safety & privacy
- Cyber-bullying, shaming
- Tolerance to different cultures/opinions
- Causes of stress among young people
- Adults misunderstanding of young people
- Integration of migrants/refugees in schools and in the society
- Roles of parents, friends and peer groups



What is a Dialogue and How Do You Do It??

Dialogues are:

- About Talking and Listening
- Not just a conversation
- Rooted in democratic discussion, not debate or argument but a group dialogue
- An occasion to allow participants to hear, share and consider different perspectives and personal experiences
- An opportunity to discover areas of common interest and/or concern


Dialogue facilitators

Do not need to be experts on the topic being discussed. Good facilitators help establish a safe environment and space where participants can freely discuss the issues. Facilitators also help participants understand that the dialogue is a learning experience and not a forum for participants to voice their opinions without listening to others.

5 Stages to the Dialogues

1. Welcome and background
2. Presentation of the Key Themes
3. Facilitate the group to prioritize the themes
4. Facilitate rich conversation to explore the prioritized themes
5. Generate the research questions

Face to face Online Synchronous Asynchronous



Seeders to stimulate discussions

Collection of seeders to stimulate discussion in the Dialogues

- Pin Interest
- Online pictures
- You tube
- Photographs
- Articles



The Nominal Group Technique (NGT) of 5 stages is a group process involving problem identification, solution generation, and decision making –

- **Introduction and Explanation**
- **Silent Generation of Ideas**
- **Sharing Ideas**
- **Group Discussion**
- **Voting and Ranking**



Social Dialogue Handbook Contents

- **Introduction to WP5 Social Dialogue Phase** Page 2
- **Facilitator preparation** Page 3
- **General Guidance for Dialogue Facilitators** Page 4
- **Framework for Dialogues** Page 5
- **Nominal Group Technique (NGT)** Page 9
- **Methods of Presentation** Page 12
- **Participatory Evaluation Methods** Page 14
- **Icebreakers/ Energisers** Page 16
- **Handling Questions** Page 17
- **Facilitation Strategies** Page 18
- **Working with a non-supportive group** Page 19



What is a good research question?

WP5 Deliverable

A clear, focused, concise, complex, arguable question

- Specific
- Precise
- Interesting to you



**RESEARCH
QUESTIONS**



Report on the Dialogues – WP5 Deliverable

Report of Social Dialogue sessions

Date of Dialogue	
Dialogue Session	
Partner Organisation	
Facilitator/s	
Number of Participants	
Age group	
Length of session	
Outcomes/Objectives of session	

Checklist – please tick as appropriate

Inclusion Monitoring Forms completed for all participants	
Attendance Sheet for each Dialogue session	
Participatory Evaluation Method completed in each session	
Which of these evidence gathering tools were used in this session?	
Transcripts	
Photographs	
Video	
Interviews	
Other	


Outcomes/Objectives met?	
What went well?	
Recommendations?	

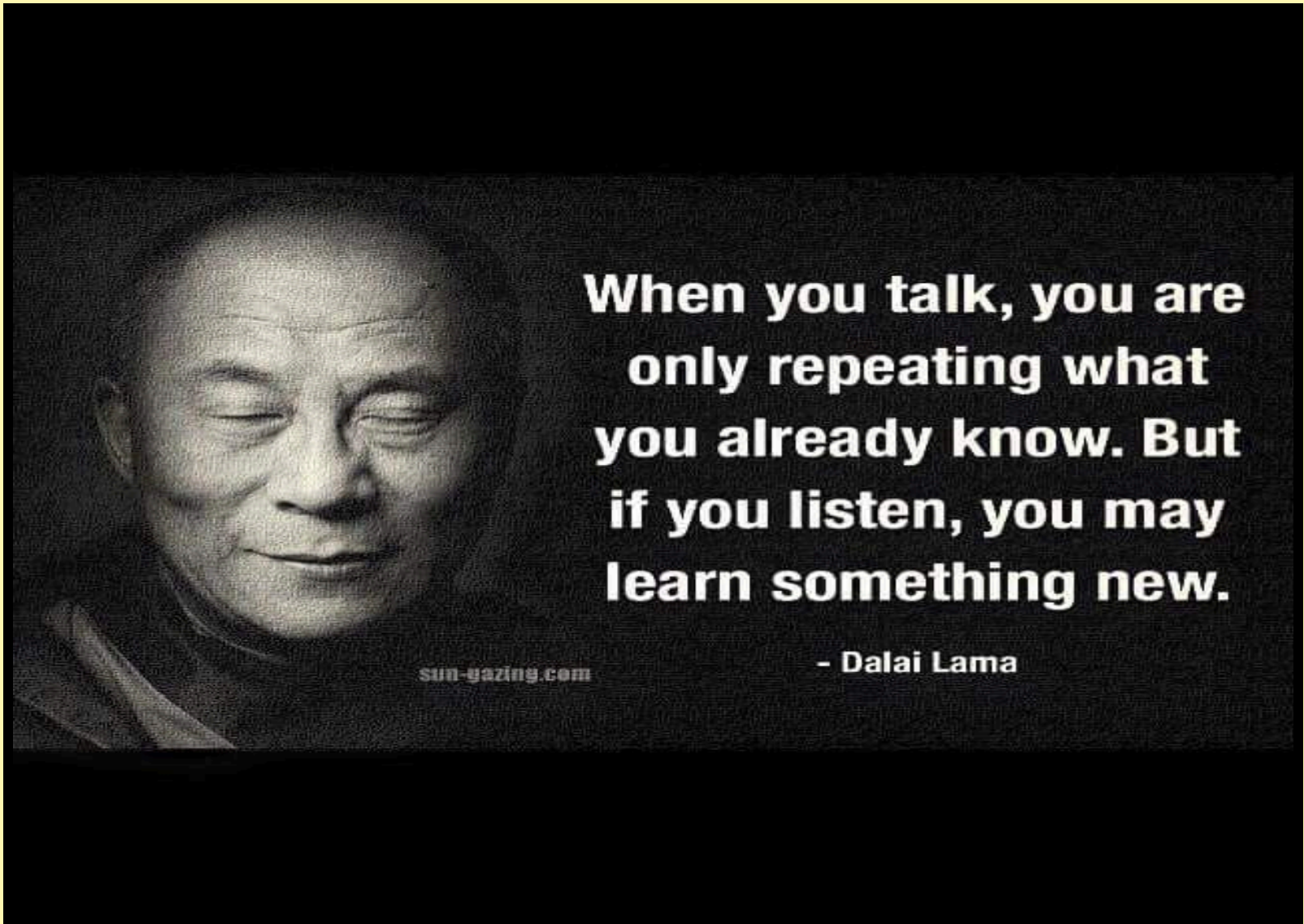
Activity- Hot Air balloon

1) W5 Aims: what do we want to achieve?

2) What are the constraints which could hold us back?

3) Possible solutions to help us along?





**When you talk, you are
only repeating what
you already know. But
if you listen, you may
learn something new.**

- Dalai Lama

sun-gazing.com

Thank - you

www.early-years.org