



TEEM '17



# An architectural proposal to explore the data of a private community through visual analytic

---

Jorge Durán-Escudero, **Francisco J. García-Peñalvo**, Roberto Therón

Department of Computers Science, Institute for Educational Reseach, GRIAL Research Group,  
University of Salamanca, Salamanca, Spain.

{jorge.d, fgarcia, theron}@usal.es

5th Conference on Technological Ecosystems for Enhancing Multiculturality (TEEM'17)

Cádiz, Spain – October 18th – 20th



# Outline

---

- What is WYRED project
- WYRED Technological Ecosystem
- Conclusions

# What is WYRED project

- netWorked Youth Research for Empowerment in the Digital society



Grant Agreement  
number: 727066





# Project information

---

WYRED: netWorked Youth Research for Empowerment in the Digital society

Project coordinator: Dr. Francisco José García-Peñalvo

Call: European Union. Horizon 2020 Programme. Call H2020-SC6-REV-INEQUAL-2016-2017/H2020-SC6-REVINEQUAL-2016

Reference: 727066

Duration: 1/11/2016 – 31/10/2019

Budget: 993662.50€

Consortium: UNIVERSIDAD DE SALAMANCA (USAL)\_ES; OXFAM ITALIA ONLUS (OXFAM ITALIA)\_IT; PYE GLOBAL (PYE GLOBAL)\_UK; ASIST OGRETIM KURUMLARI A.S. (DOGA)\_TK; EARLY YEARS - THE ORGANISATION FOR YOUNG CHILDREN LBG (EARLY YEARS)\_UK; YOUTH FOR EXCHANGE AND UNDERSTANDING INTERNATIONAL AISBL (YEU)\_BE; ZAUCHNER-STUDNICKA SABINE (MOVES)\_AT; THE BOUNDARIES OBSERVATORY CIC (BOUNDARIES)\_UK; TEL AVIV UNIVERSITY (TAU)\_IL

Web site: <https://wyredproject.eu>



**netWorked  
Youth Research  
for Empowerment  
in the Digital society**

## HIGHLIGHTED

**You GoT WYRED!**

270 slogan's proposals have been submitted  
in Turkey, Northern Ireland, Austria, Italy, Spain, Georgia and Cy

And  
We are glad to announce that the Winners are:

**Under 14**  
our dream - be part of the WYRED team: Vincent Lowry - Saint Ma  
Youth Club - Northern Ireland

**14-17**  
Your Voice, Be Your Own Future: Elif Çalışkan - Acarkent Doğa IB  
School - Turkey

**over 17**  
part, not apart: David Furtschegger - University of Innsbruck - Aus

### Slogan Competition Winners

270 proposals came from young  
people, 3 winners

▶ READ MORE

**WYRED - Children and Young People's  
Manifesto**  
<https://wyredproject.eu>

**INTRODUCTORY NOTE**

A central aim of the WYRED project is to give children and young people a voice, particularly in  
relation to research issues that concern them, and how its results are discussed and presented.  
A manifesto written by the consortium seeks to declare our intentions. We hope that the children and  
young people participating in WYRED will contribute to their own manifesto.

With the help of a group of young people in Belgium, we have created a "test" manifesto, with some  
bullet points to start, but we cannot do more, since this manifesto should represent the wishes of  
children and young people.

This will be placed on a wiki page on the WYRED platform. All the children and young people  
participating can add ideas or comments.

### WYRED Manifesto

Our perspective on the work

▶ READ MORE

## ABOUT

Society is changing, the tools we use are changing, the way we express ourselves is  
changing. Young people are at the forefront of this change, but they rarely get a chance to  
say what they think, or to influence policy. **WYRED aims to give the young a voice.**

Project information





# Project objective

---

WYRED aims **to give young people a voice**, and a space to explore their concerns and interests **in relation to digital society** and share their perspectives and insights to stakeholders with other strata of society


# The problem with research

Most research is disempowering

Most research assumes “steady state”

Much social research steals the voice of the subject (and loses it)

This is unethical, and we learn little that is useful



Youth is a moving target, and free ranging...

Youth is as diverse as any other social group...

Youth rarely has a voice...



Photo credit: Paul Holloway via Visualhunt / CC BY-SA  
<https://visualhunt.com/photo/4746062047/181025ab32/>





# Voice

---

**For useful results, the young need to be more than subjects,  
we need to hear their needs, their perspectives , their  
perceptions**

**So...**

citizen science

action research

community projects

creative projects

journalistic work

etc.

**Give them control of the exploration, the examination, the  
execution, the explication, the expression...**

# A solution – The notion of ZPD

**Project staff as facilitators, providers of spaces/frameworks/scaffolding for the research**



<https://static.pexels.com/photos/27547/pexels-photo.jpg>

# WYRED research cycle





# WYRED Technological Ecosystem

---

**A Technological ecosystem is needed to support the research cycle and users' interactions**

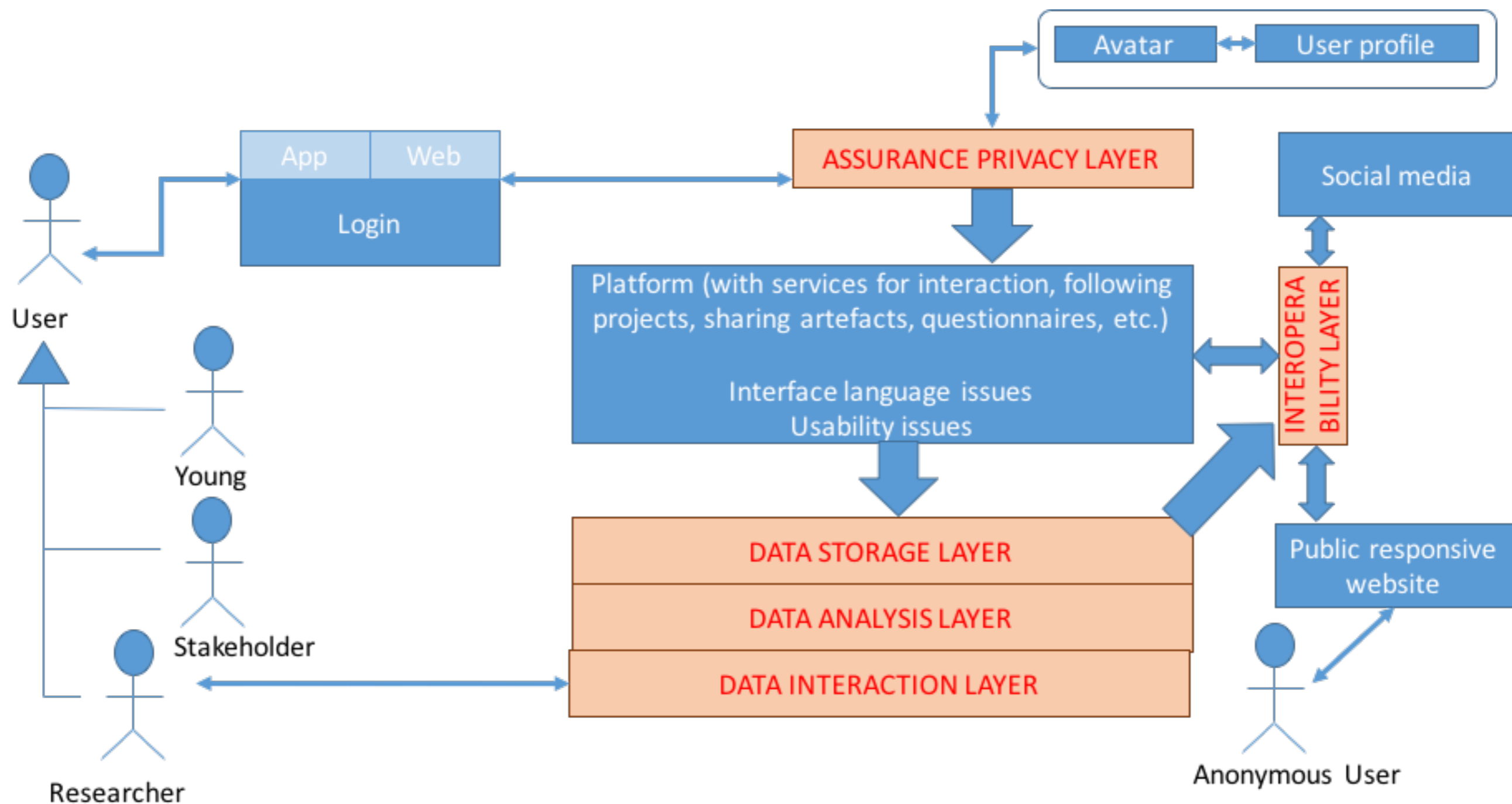


# WYRED platform technological base

---

- WYRED platform will be based on a well-established technological ecosystem that supports the interaction platform, taking into account that users are a component more in this ecosystem
- This ecosystem must guarantee three main features in the project lifecycle
  - **Interaction facilitator**
  - **Security and privacy supporter**
  - **Data analysis platform**

# Architecture of the WYRED tech ecosystem





# Starting the interaction



## Welcome to WYRED

Welcome to the WYRED Platform. This is a space in which you can organise and discuss your WYRED research project. It is designed as a safe space in which you can be free to express yourself as you wish (for this reason everyone in here uses an avatar). You may use it as you want, to prepare and design your work, show it to other people in WYRED, discuss issues that you feel are important, share pictures and other things, and present the results of your explorations. The key idea of the WYRED platform is RESPECT, respect others here as you would like to be respected. Enjoy it!

### Your communities

Welcome

## Welcome

In this community you can introduce yourself and know more about the WYRED project.

[Read more](#)



Main Forums Members

Welcome

In this community you can introduce yourself and know more about the WYRED project.

Members

Fgarcla Mairead Mc Mullen Nick Kearney TGojkovic Zuhai

Gizemag yuz Sedef Gani Naylor Maryor Anna

Nametak Selma Sabine Zuchner-S tudnicka Haupt Federica Darati

1 of 2 next >

Content

Forum thread Start getting threads

Unsubscribe from group

Last threads

- 07/07/2017 **New thread - how easy did you find enrolling and taking part in the community** new
- 06/07/2017 **Welcome** new

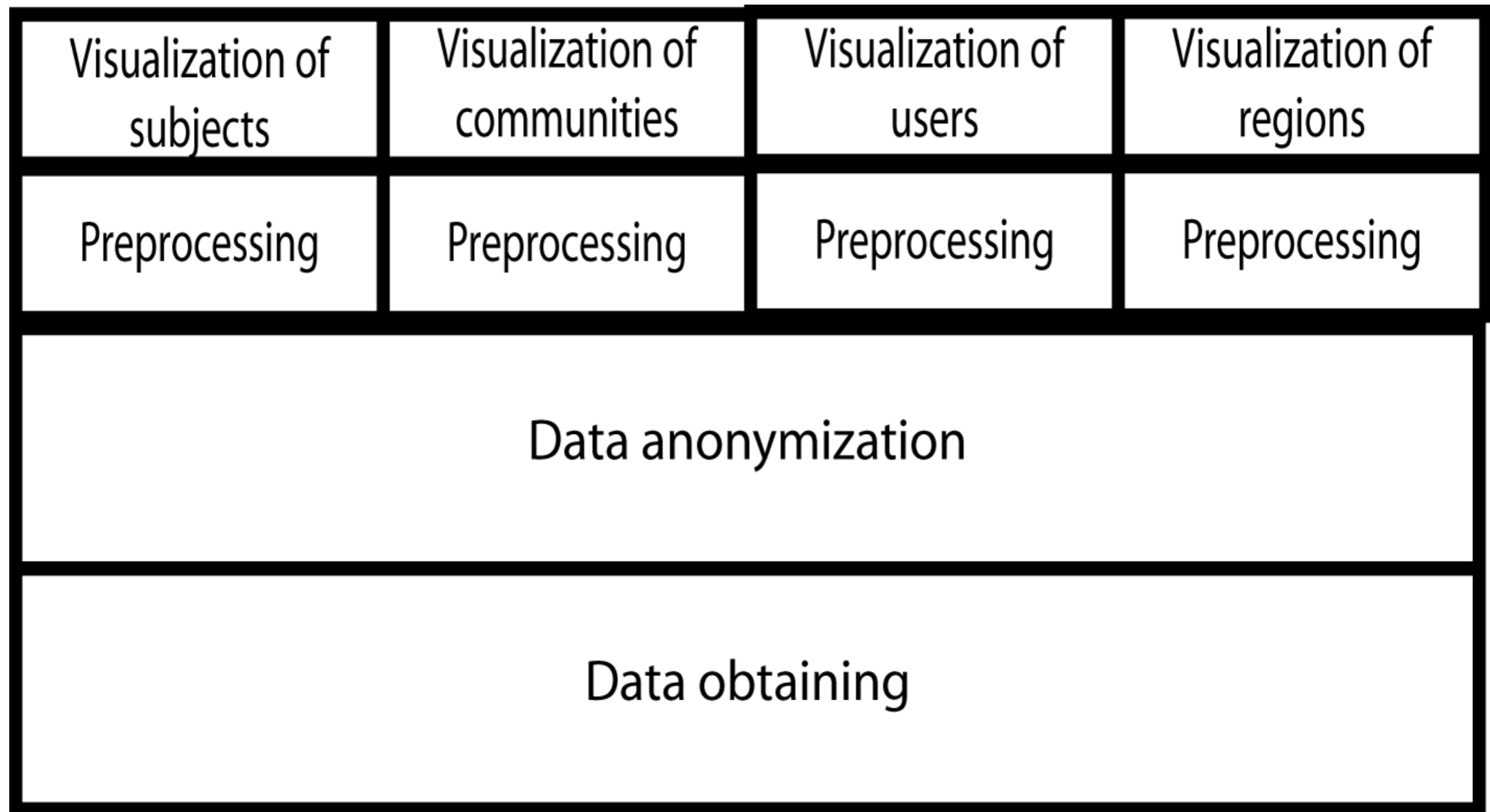
Facilitators

Admin

The communities



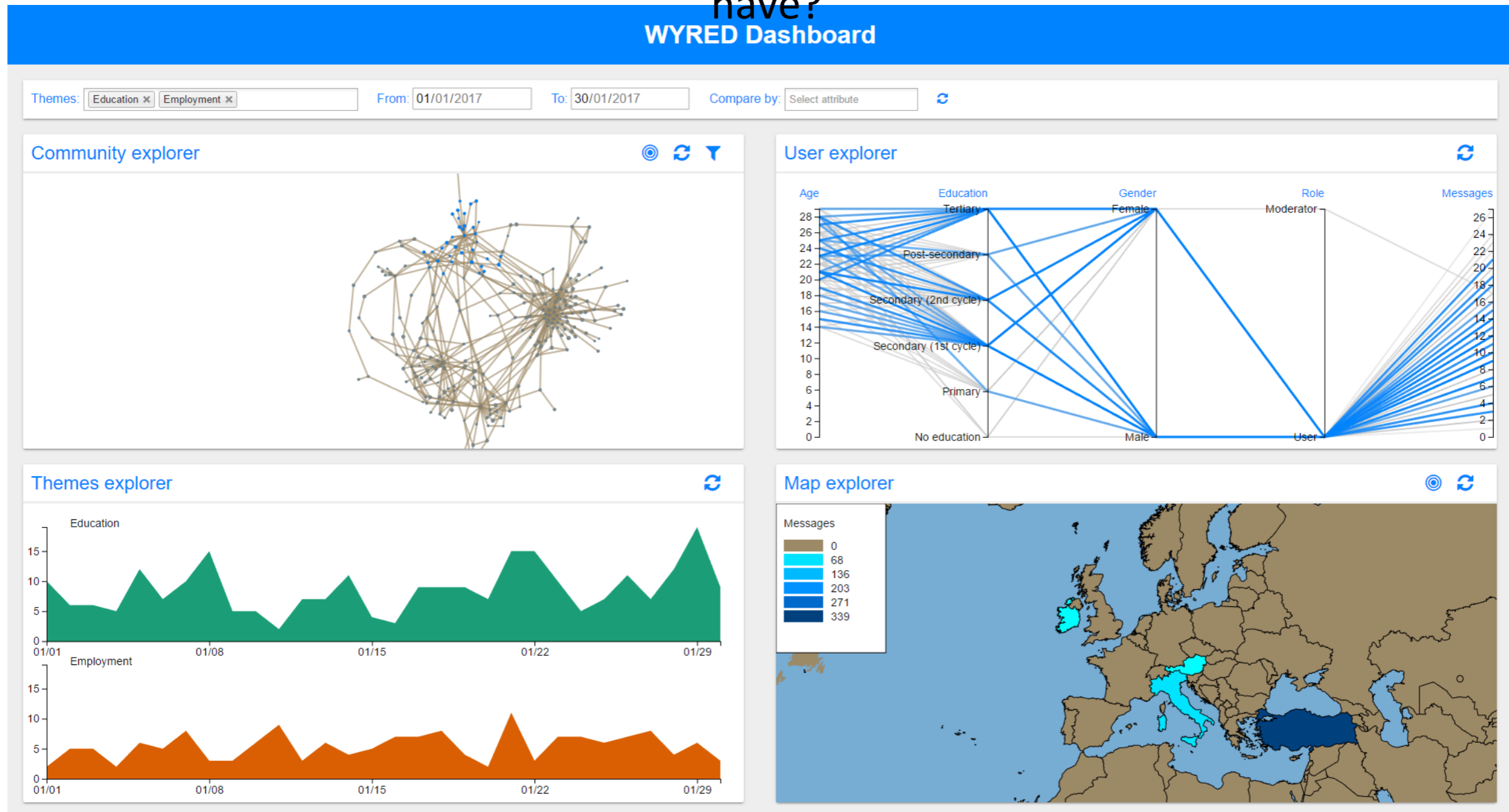
# Architectural proposal



# Data visual analysis for researchers

What are the main communities on education and employment? What character they have?

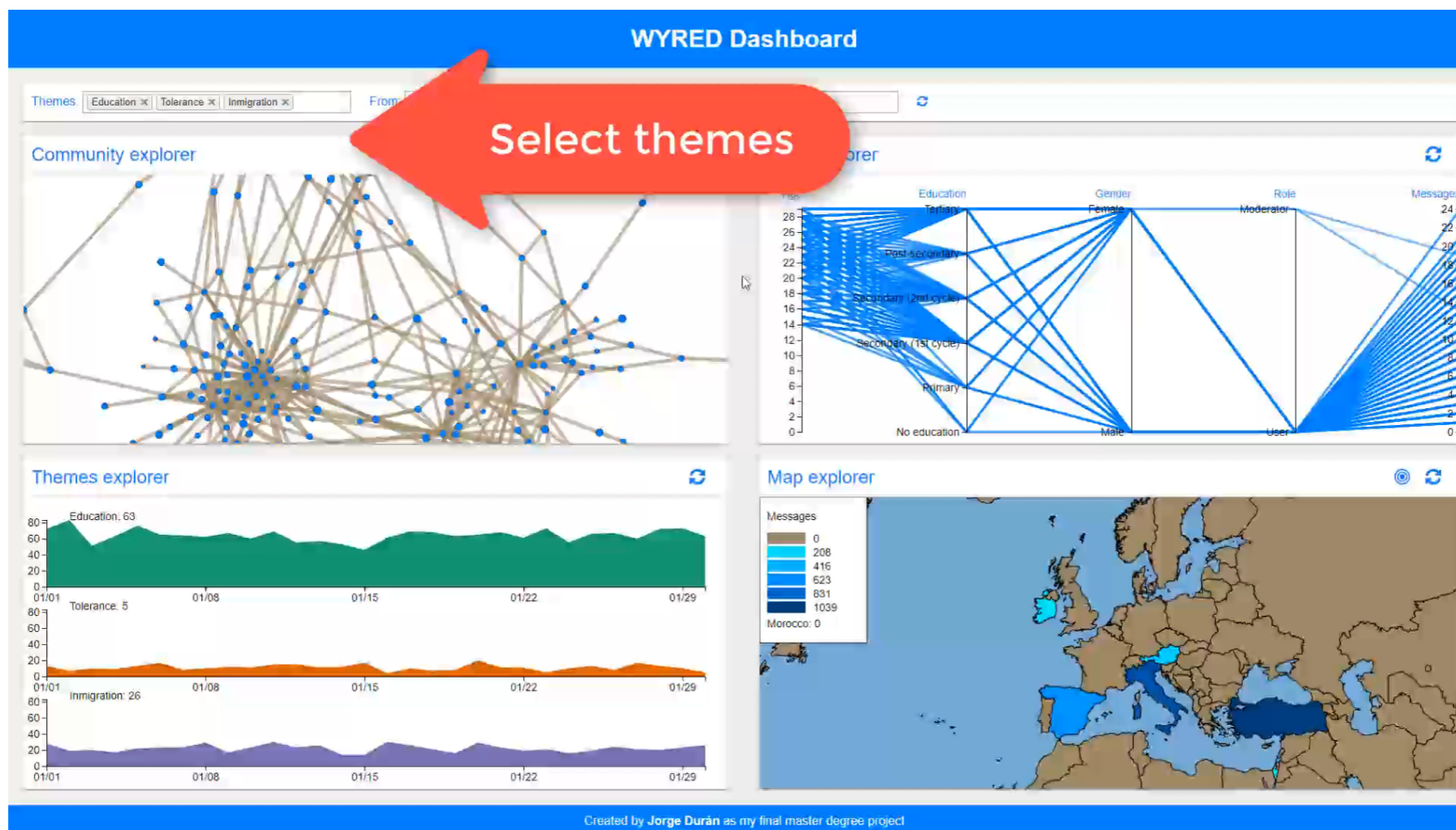
## WYRED Dashboard



Created by Jorge Durán as my final master degree project

An architectural proposal to explore the data of a private community through visual analytic

# Data visual analysis for researchers



# Conclusions

---

- WYRED project has a very interesting challenge in order to aim its objectives regarding young people engagement into an interactive and creative process to know their opinion, expressed with their own voices, about the technological world they live including their relationships, experiences, believes and thoughts
- In an international and intercultural context, the technological ecosystem is an essential element
- Without a platform, the project is non-viable, also with a wrong design of the interactive processes

# Conclusions

---

- The architecture proposal has also been presented to elaborate a set of interactive visualizations that allow to explore the data of the WYRED project
- This modular architecture, based on the microkernel architecture, consists of 2 basic layers: data acquisition and anonymization, and 4 modules: exploration of the main themes, representation of the communities, visualization of the characteristics of the users and geographic exploration
- The architecture allows

# Conclusions

---

The architecture allows

- Showing how to extract knowledge through interactive visualizations of the WYRED project data
- Keeping the information anonymous
- Analyzing the problems of working with large and complex dataset
- Creating a flexible architecture to fit all requirements of WYRED and allowing the adaptation to the WYRED ecosystem evolution



# Acknowledgments

---

With the support of the EU Horizon 2020 Programme in its “Europe in a changing world – inclusive, innovative and reflective Societies (HORIZON 2020: REV-INEQUAL-10-2016: Multi-stakeholder platform for enhancing youth digital opportunities)” Call. Project WYRED (netWorked Youth Research for Empowerment in the Digital society) (Grant agreement No 727066). The sole responsibility for the content of this webpage lies with the authors. It does not necessarily reflect the opinion of the European Union. The European Commission is not responsible for any use that may be made of the information contained therein

This work has been partially funded also by the Spanish Government Ministry of Economy and Competitiveness throughout the DEFINES project (Ref. TIN2016-80172-R). One of the firsts tasks to be performed in this project has been the requirements elicitation process



# References

- [1] J. Schultz. 2016. Title. Micro Focus Blog. Stories and updates from our team, partners and supporters. <https://blog.microfocus.com/how-much-data-is-created-on-the-internet-each-day/>
- [2] F. J. García-Peñalvo. 2016. Technological Ecosystems. *IEEE Revista Iberoamericana de Tecnologías del Aprendizaje* 11, 1, 31-32. DOI:10.1109/RITA.2016.2518458.
- [3] F. J. García-Peñalvo. 2016. The WYRED Project: A Technological Platform for a Generative Research and Dialogue about Youth Perspectives and Interests in Digital Society. *Journal of Information Technology Research* 9, 4, vi-x.
- [4] F. J. García-Peñalvo and N. A. Kearney. 2016. Networked youth research for empowerment in digital society. The WYRED project. In *Proceedings of the Fourth International Conference on Technological Ecosystems for Enhancing Multiculturality (TEEM'16) (Salamanca, Spain, November 2-4, 2016)*, F.J. García-Peñalvo Ed. ACM, New York, NY, USA, 3-9. DOI:10.1145/3012430.3012489.
- [5] A. García-Holgado and F. J. García-Peñalvo. 2013. The evolution of the technological ecosystems: An architectural proposal to enhancing learning processes. In *Proceedings of the First International Conference on Technological Ecosystems for Enhancing Multiculturality (TEEM'13) (Salamanca, Spain, November 14-15, 2013)*, F.J. García-Peñalvo Ed. ACM, New York, NY, USA, 565-571. DOI:10.1145/2536536.2536623.
- [6] A. García-Holgado and F. J. García-Peñalvo. 2014. Architectural pattern for the definition of eLearning ecosystems based on Open Source developments. In *Proceedings of 2014 International Symposium on Computers in Education (SIIE), Logrono, La Rioja, Spain, 12-14 Nov. 2014*, J.L. Sierra-Rodríguez, J.M. Doderro-Beardo and D. Burgos Eds. Institute of Electrical and Electronics Engineers, USA, 93-98. DOI:10.1109/SIIE.2014.7017711.
- [7] A. García-Holgado and F. J. García-Peñalvo. 2016. Architectural pattern to improve the definition and implementation of eLearning ecosystems. *Science of Computer Programming* 129, 20-34. DOI:10.1016/j.scico.2016.03.010.
- [8] F. J. García-Peñalvo and J. Durán-Escudero. 2017. Interaction design principles in WYRED platform. In *Learning and Collaboration Technologies. Technology in Education. 4th International Conference, LCT 2017. Held as Part of HCI International 2017, Vancouver, BC, Canada, July 9–14, 2017. Proceedings, Part II*, P. Zaphiris and A. Ioannou Eds. Springer International Publishing, Switzerland, 371-381. DOI:10.1007/978-3-319-58515-4\_29.
- [9] D. A. Keim, J. Kohlhammer, G. Ellis, and F. Mansmann (Ed.). 2010. *Mastering the Information Age Solving Problems with Visual Analytics*. Eurographics Association, Goslar, Germany.
- [10] R. Richards. 2015. *Software architecture patterns*. O'Reilly Media, Sebastopol, CA.
- [11] K. Matković, W. Freiler, D. Gračanin, and H. Hauser. 2008. ComVis: A coordinated multiple views system for prototyping new visualization technology. In *12th International Conference Information Visualisation, IV08*, London, 215-220. DOI:10.1109/IV.2008.87.
- [12] Z. A. Pardos and K. Kao. 2015. MoocRP: An open-source analytics platform. In *2nd ACM Conference on Learning at Scale, L@S 2015* Association for Computing Machinery, Inc, 103-110. DOI:10.1145/2724660.2724683.
- [13] F. Huang, C. X. Wang, and J. Long. 2011. Design and Implementation of Single Sign on System with Cluster CAS for Public Service Platform of Science and Technology Evaluation. In *2011 IEEE 10th International Conference on Trust, Security and Privacy in Computing and Communications*, 732-737. DOI:10.1109/TrustCom.2011.95.
- [14] J. Pokorny. 2013. NoSQL databases: a step to database scalability in web environment. *International Journal of Web Information Systems* 9, 1, 69-82. DOI:<https://doi.org/10.1108/17440081311316398>.
- [15] R. Cattell. 2011. Scalable SQL and NoSQL data stores. *ACM SIGMOD Record* 39, 4, 12-27. DOI:10.1145/1978915.1978919.
- [16] L. Sweeney. 2002. k-anonymity: A model for protecting privacy. *International Journal of Uncertainty, Fuzziness and Knowledge-Based Systems* 10, 5, 557-570.
- [17] D. M. Blei, A. Y. Ng, and M. I. Jordan. 2003. Latent dirichlet allocation. *The Journal of Machine Learning Research* 3, 993-1022.
- [18] J. Boyd-Graber and D. M. Blei. 2009. Multilingual topic models for unaligned text. In *Proceedings of the Twenty-Fifth Conference on Uncertainty in Artificial Intelligence (UAI '09) Montreal, Quebec, Canada — June 18 - 21, 2009* AUAI Press, Arlington, Virginia, United States, 75-82.
- [19] J. Jagarlamudi and H. Daumé. 2010. Extracting Multilingual Topics from Unaligned Comparable Corpora. In *Advances in Information Retrieval. ECIR 2010*, C. Gurrin, Y. He, G. Kazai, U. Kruschwitz, S. Little, T. Roelleke, S. Rüger and K. Van Rijsbergen Eds. Springer, Berlin, Heidelberg, 444-456. DOI:[https://doi.org/10.1007/978-3-642-12275-0\\_39](https://doi.org/10.1007/978-3-642-12275-0_39).
- [20] K. Kucher and A. Kerren. 2015. Text visualization techniques: Taxonomy, visual survey, and community insights. In *2015 IEEE Pacific Visualization Symposium (PacificVis)*, 117-121. DOI:10.1109/PACIFICVIS.2015.7156366.





# References

- [21] S. Havre, E. Hetzler, P. Whitney, and L. Nowell. 2002. ThemeRiver: visualizing thematic changes in large document collections. *IEEE Transactions on Visualization and Computer Graphics* 8, 1, 9-20. DOI:10.1109/2945.981848.
- [22] W. Dou, X. Wang, R. Chang, and W. Ribarsky. 2011. ParallelTopics: A probabilistic approach to exploring document collections. In *2nd IEEE Conference on Visual Analytics Science and Technology 2011, VAST 2011*, Providence, RI, 231-240. DOI:10.1109/VAST.2011.6102461.
- [23] S. F. Liu, M. X. Zhou, S. Pan, W. Qian, W. Cai, and X. Lian. 2009. Interactive, topic-based visual text summarization and analysis. In *Proceedings of the 18th ACM conference on Information and knowledge management, CIKM '09, Hong Kong, China — November 02 - 06, 2009* ACM, New York, NY, USA, 543-552. DOI:10.1145/1645953.1646023.
- [24] W. Ribarsky, D. X. Wang, and W. Dou. 2014. Social media analytics for competitive advantage. *Computers and Graphics* 38, 1, 328-331. DOI:<http://dx.doi.org/10.1016/j.cag.2013.11.003>.
- [25] S. Fortunato. 2010. Community detection in graphs. *Physics reports* 486, 3-5, 75-174. DOI:<https://doi.org/10.1016/j.physrep.2009.11.002>.
- [26] S. Wasserman and K. Faust. 1994. *Social network analysis: Methods and applications*. Cambridge University Press, Cambridge, UK.
- [27] J. Heinrich, D. Weiskopf, and 95-116. . . . In Eurographics (Stars). 2013. State of the Art of Parallel Coordinates. In *Eurographics 2013 - State of the Art Reports*, M. Sbert and L. Szirmay-Kalos Eds. The Eurographics Association, 95-116. DOI:<http://dx.doi.org/10.2312/conf/EG2013/stars/095-116>.
- [28] A. Inselberg and B. Dimsdale. 1987. Parallel Coordinates for Visualizing Multi-Dimensional Geometry. In *Computer Graphics 1987.*, T.L. Kunii Ed. Springer, Tokyo. DOI:10.1007/978-4-431-68057-4\_3.
- [29] R. Zafarani and H. Liu. 2009. Social computing data repository at ASU. <http://socialcomputing.asu.edu/>
- [30] J. Leskovec and A. Krev. 2014. SNAP Datasets: Stanford Large Network Dataset Collection. <https://snap.stanford.edu/data/>
- [31] J. Yee, R. F. Mills, G. L. Peterson, and S. E. Bartczak. 2005. *Automatic Generation of Social Network Data from Electronic-Mail Communications*. Defense Technical Information Center.
- [32] H. Pérez-Rosés and F. Sebé. 2015. Synthetic generation of social network data with endorsements. *Journal of Simulation* 9, 4, 279-286. DOI:<https://doi.org/10.1057/jos.2014.29>.
- [33] A. Prat and X. Sánchez. 2017. Ldbc-snb data generator. [https://github.com/ldbc/ldbc\\_snb\\_datagen](https://github.com/ldbc/ldbc_snb_datagen)
- [34] O. Erling, A. Averbuch, J. Larriba-Pey, H. Chafi, A. Gubichev, A. Prat, M.-D. Pham, and P. Boncz. 2015. The LDBC Social Network Benchmark: Interactive Workload. In *Proceedings of the 2015 ACM SIGMOD International Conference on Management of Data (SIGMOD '15)*. Melbourne, Victoria, Australia — May 31 - June 04, 2015 ACM, New York, NY, USA, 619-630. DOI:10.1145/2723372.2742786.
- [35] M.-D. Pham, P. Boncz, and O. Erling. 2012. S3G2: A Scalable Structure-Correlated Social Graph Generator. In *Selected Topics in Performance Evaluation and Benchmarking. TPCTC 2012*, R. Nambiar and M. Poess Eds. Springer, Berlin, Heidelberg. DOI:10.1007/978-3-642-36727-4\_11.
- [36] A. Lenhart. 2015. *Teen, Social Media and Technology Overview 2015. Smartphones facilitate shifts in communication landscape for teens*. Pew Research Center.
- [37] S. Greenwood, A. Perrin, and M. Duggan. 2016. *Social Media Update 2016. Facebook usage and engagement is on the rise, while adoption of other platforms holds steady*. Pew Research Center.
- [38] B. Shneiderman. 1996. The eyes have it: A task by data type taxonomy for information visualizations. In *Proceedings of 1996 IEEE Symposium on Visual Languages. (3-6 Sept. 1996, Boulder, CO, USA, USA)* IEEE, EEUU, 336-343. DOI:10.1109/VL.1996.545307.
- [39] D. A. Keim, F. Mansmann, and J. Thomas. 2010. Visual analytics: how much visualization and how much analytics? *ACM SIGKDD Explorations Newsletter* 11, 2, 5-8. DOI:10.1145/1809400.1809403.
- [40] J. C. Roberts. 2007. State of the Art: Coordinated & Multiple Views in Exploratory Visualization. In *Fifth International Conference on Coordinated and Multiple Views in Exploratory Visualization (CMV 2007)*, 61-71. DOI:10.1109/CMV.2007.20.
- [41] J. Nielsen and T. K. Landauer. 1993. A mathematical model of the finding of usability problems. In *Proceedings of the INTERACT '93 and CHI '93 Conference on Human Factors in Computing Systems. Amsterdam, The Netherlands — April 24 - 29, 1993* ACM, New York, NY, USA, 206-213. DOI:10.1145/169059.169166.
- [42] W. A. Pike, J. Stasko, R. Chang, and T. A. O'connell. 2009. The science of interaction. *Information Visualization* 8, 4, 263-274. DOI:10.1057/ivs.2009.22.



TEEM '17



# An architectural proposal to explore the data of a private community through visual analytic

---

Jorge Durán-Escudero, **Francisco J. García-Peñalvo**, Roberto Therón

Department of Computers Science, Institute for Educational Reseach, GRIAL Research Group,  
University of Salamanca, Salamanca, Spain.

{jorge.d, fgarcia, theron}@usal.es

5th Conference on Technological Ecosystems for Enhancing Multiculturality (TEEM'17)

Cádiz, Spain – October 18th – 20th